

**2017 Comprehensive Plan for HIV Prevention and Care Services
Gaps in Care & Reaching the Out of Care Workgroup**

1:00 p.m., Thursday, March 17, 2016
Meeting Location: 2223 W. Loop South, Room #240

AGENDA

- | | | |
|------|--|---|
| I. | Call to Order | Connie Barnes and
Pam Green, Co-Chairs |
| | A. Welcome | |
| | B. Moment of Reflection | |
| | C. Adoption of the Agenda | |
| | D. Approval of the Minutes | |
| II. | Review 2012 Gaps in Care Benchmarks Progress | Amber Harbolt, Health
Planner, Office of Support |
| III. | Begin Development of 2017 Gaps in Care Activities | |
| | A. Logic Model 1 – Goals, Solutions, and Benchmarks | |
| | B. Logic Model 2 – Solution, Focus & Activities | |
| | C. Logic Model 3 – Action Planning Matrix | |
| IV. | Next Steps | Connie Barnes and
Pam Green, Co-Chairs |
| | A. Set next meeting— 3/31 or 4/28 (afternoon only) | |
| | B. What to Expect at the Next Meeting | |
| | 1. Continue Development of 2017 Comprehensive Plan
Activities | |
| V. | Announcements | |
| VI. | Adjourn | |

The 2017 Comprehensive Plan for HIV Prevention and Care Services is a collaborative project of the

♦ Houston Health Department ♦ HIV Prevention Community Planning Group ♦ Ryan White Planning Council
♦ Harris County Public Health & Environmental Services ♦ Ryan White Grant Administration ♦ The Resource Group

♦ Meetings hosted by the Ryan White Planning Council 2223 W. Loop South, #240; Houston, TX 77027 ♦
Ph: 713 572-3724 Fax: 713 572-3740 TTY: 713 572-2614 Web: www.rwpcHouston.org

2017 Comprehensive Plan for HIV Prevention and Care Services

GAPS IN CARE & REACHING THE OUT OF CARE WORKGROUP

1:00 p.m., Thursday, February 18, 2016

Meeting Location: 2223 West Loop South, Room 416; Houston, TX 77027

Minutes

MEMBERS PRESENT	MEMBERS ABSENT	OTHERS PRESENT
Connie Barnes, co-chair	Alex Moses	Sha'Terra Johnson-Fairley, TRG
Pam Green, co-chair	Cecilia Ross	Amber Harbolt, Office of Support
Allen Murray	Ella Collins-Nelson	Diane Beck, Office of Support
Amber David	Gloria Sierra	
Angela F. Hawkins	Isis Torrente	
C. Bruce Turner	John Lazo	
Curtis Bellard	Kris Sveska, excused	
Denis Kelly	Michael Kennedy	
Ebony Smith	Nancy Miertschin	
Gene Ethridge	Tam Kiehnhoff	
Robert Noble		
Rodney Mills		
Tana Pradia		
Teresa Pruitt		
Weilin Zhou		

Call to order: Connie Barnes, Co-Chair, called the meeting to order at 1:02 a.m.; she welcomed everyone and asked for a moment of reflection.

Adoption of the Agenda: **Motion #1:** *It was moved and seconded (Pruitt, Ethridge) to adopt the agenda. Motion Carried.*

Approval of the Minutes: **Motion #2:** *It was moved and seconded (Pruitt, Bellard) to approve the January 28, 2016 meeting minutes. Motion Carried.* Abstentions: David, Kelly, Noble, Zhou.

2017 Comprehensive Plan Goals: The workgroup reviewed the goals and objectives that were approved by the Leadership Team. See attached.

2012 Gaps in Care & Reaching the Out of Care Activities Progress: Harbolt reviewed the Gaps in Care & Reaching the Out of Care Strategy activities and the progress made for each. See attached.

Integrated HIV Prevention and Care Plan Guidance on Activities: Harbolt reviewed the HRSA guidance on creating activities, see attached.

Next Meeting: March 17, 2016 at 1:00 p.m.; Agenda items include: (1) review progress on the 2012 Comprehensive Plan Gaps in Care & Reaching the Out of Care Strategy Benchmarks; and (2) begin discussing 2017 Comprehensive Plan activities.

Announcements: See attached memo regarding Year End Petty Cash Procedures.

Adjourn: The meeting was adjourned at 2:16 p.m.

STRATEGY 2: TO FILL GAPS IN CARE AND REACH THE OUT-OF-CARE

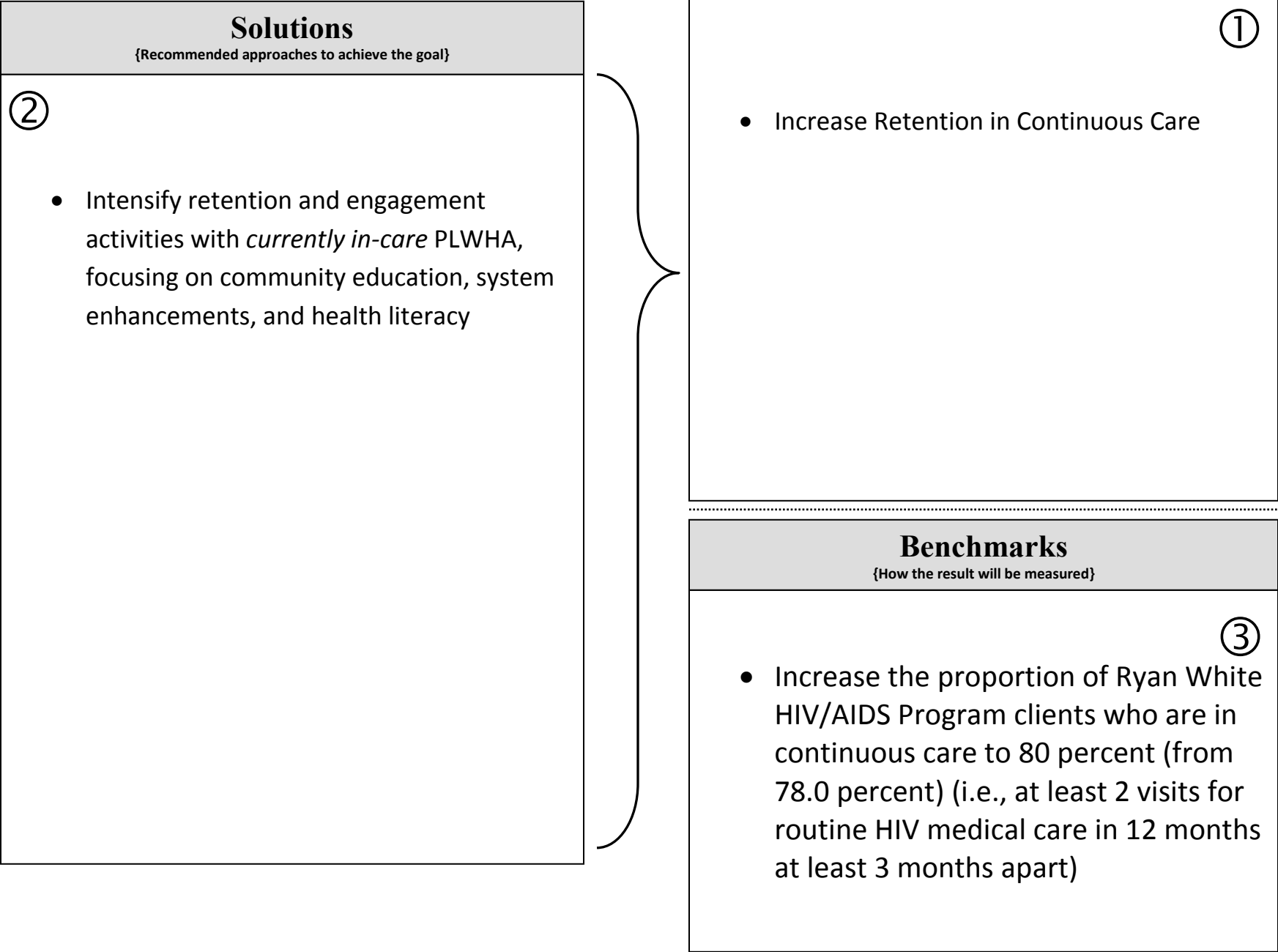
Benchmark to Be Measured	Recommended Data Source (Reference)	Baseline (year)	2012 Actual (time period)	2013 Target	2013 Actual (time period)	2014 Target	2014 Actual (time period)	Notes
❖ BENCHMARK 1: Proportion of individuals who have tested positive for HIV but who are not in HIV care as determined by the Ryan White HIV/AIDS Program Unmet Need Framework	DSHS Unmet Need Trend Analysis	34.2% (2010)	27.1% (2011)	↓0.8% =26.9% (local target)	27.5% (2012)	↓0.8% =27.3% (local target)	26.7% (2013)	Region is EMA Revised estimates released in 7/13. Matrix updated accordingly.
❖ BENCHMARK 2: Percentage of PLWHA reporting being currently out-of-care (no evidence of HIV medications, viral load test, or CD4 test in 12 consecutive months)	Needs Assessment	7.1% (2011)	No Interim Data Available	N/a	6.8% (2014)	↓3.0% =4.1% (local target)	6.8% (2014)	Target based on available historical data (2008=10.1%)
❖ BENCHMARK 3: Percentage of PLWHA reporting prior history of being out-of-care	Needs Assessment	26% (2011)	No Interim Data Available	N/a	Data pending SPSS run	Maintain =26% (local target)	23.5% (2014)	Target based on available historical data (2008=25%)
❖ BENCHMARK 4: Proportion of newly-diagnosed individuals linked to clinical care within three months of their HIV diagnosis	DSHS Linkage to Care Data	65.1% (2010)	77.4% (2011)	N/a	77.9% (2012)	85% (NHAS target)	78% (2013)	Region is EMA
❖ BENCHMARK 5: Proportion of Ryan White HIV/AIDS Program clients who are in continuous care (≥2 visits for routine HIV medical care in 12 months ≥3 months apart)	CPCDMS	78.0% (2011)	76.9% (Oct 11-Sept 12)	N/a	80.3% (2013)	80% (NHAS target)	75.0% (2014)	Part A clients only Does not include clients newly enrolled in care during the 12 month timeframe
❖ BENCHMARK 6: Proportion of Ryan White HIV/AIDS Program clients who are retained in care (≥ 1 visit for HIV primary care in the 2 nd half of the year after also having ≥ 1 visit for HIV primary care in the 1 st half of the year)	CPCDMS Retention in Care Metric	75.0% (2011 Period 6)	73.5% (Oct 11-Sept 12)	N/a	75.9% (2013)	Maintain =75% (local target)	Data Pending	Part A clients only
❖ BENCHMARK 7: Proportion of Ryan White HIV/AIDS Program clients with undetectable viral load	CPCDMS	57.0% (2011)	72.3% (Oct 11-Sept 12)	N/a	68.3% (2013)	↑10% =62.7% (DHAP target)	80.4%* (2014)	Part A clients only *Actual=suppressed VL

2017 Houston Area Comprehensive HIV Services Plan
Logic Model 1: Goal, Solutions, and Benchmarks

Solutions {Recommended approaches to achieve the goal}	
②	Goal {Desired long-term result, outcome, or change}
	①

Benchmarks {How the result will be measured}	
③	


2017 Houston Area Comprehensive HIV Services Plan
Logic Model 1: Goal, Solutions, and Benchmarks



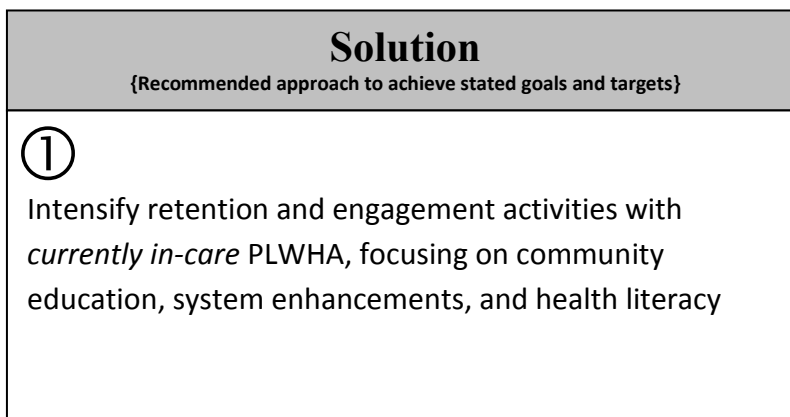
2017 Houston Area Comprehensive HIV Services Plan

Logic Model 2: Solution, Focus & Activities

Solution
{Recommended approach to achieve stated goals and targets}
①



Activities			
{Specific tasks to be performed that will achieve the solution}			
{Any specific focus for the proposed activities. A focus can be geographic, population-based, program-specific, or another type of segmentation}			
Focus	Focus	Focus	Focus



Activities			
{Specific tasks to be performed that will achieve the solution}			
{Any specific focus for the proposed activities. A focus can be geographic, population-based, program-specific, or another type of segmentation}			
Focus	Focus	Focus	Focus
Community Education	System Enhancements	Health Literacy	---
<ol style="list-style-type: none"> 1. Integrate messaging on the importance of retention in care for health outcomes and secondary prevention into evidence-based behavioral interventions (EBIs) targeting HIV infected individuals and their partners 2. Re-asses Ryan White HIV/AIDS Program Service Category definitions during the <i>How to Best Meet the Need</i> process for ways to address the emotional/social support needs of PLWHA 3. Provide educational opportunities and materials for people living with and/or affected by HIV/AIDS with attention to the impact of the <i>Patient Protection and Affordable Care Act</i> 			

2017 Houston Area Comprehensive HIV Prevention & Care Services Plan
 Logic Model 3: Action Planning Matrix

Solution

{Recommended approach to achieve stated goals and targets}

Activity	Responsible Parties (Name of entity)	Timeframe (By when)	Resources (Funding, staff, etc.)	Target Population	Data Indicator	Priority (rank by #)

2017 Houston Area Comprehensive HIV Prevention & Care Services Plan

Logic Model 3: Action Planning Matrix

2012 Plan Example

Solution

{Recommended approach to achieve stated goals and targets}

Intensify retention and engagement activities with *currently in-care* PLWHA, focusing on community education, system enhancements, and health literacy

Activity	Responsible Parties (Name of entity)	Timeframe (By when)	Resources (Funding, staff, etc.)	Target Population	Data Indicator	Priority (rank by #)
Provide educational opportunities and materials for people living with and/or affected by HIV/AIDS with attention to the impact of the <i>Patient Protection and Affordable Care Act</i>	RWGA; TRG; RWPC-OS	Annually	RW Parts A, B, C, & D funds; case managers / CACs; Office of Support staff	PLWH Affected	Number of attendees at Road 2 Success; Road 2 Success evaluation reports indicating positive reception of information presented; Number of YouTube views for Aunt Rose PSA	

<p>UPDATED: 03/03/16</p> <p>All meetings subject to change. Please call in advance to confirm: 713 572-3724.</p> <p><i>Unless otherwise noted, meetings are held at:</i></p> <p>2223 W. Loop South, Suite 240 Houston, TX 77027</p> <p>March</p> <p>2016</p>	<i>Sun</i>	<i>Mon</i>	<i>Tue</i>	<i>Wed</i>	<i>Thu</i>	<i>Fri</i>	<i>Sat</i>
			1	2	3 12 noon Steering Committee Room #240	4 5:00 pm Deadline to submit Proposed Idea Forms	5
	6	7 3:00 pm Prevention and Early Identification Wg Room #416	8	9	10 12 noon Planning Council Room #532 CANCELLED Comp HIV Planning Nat'l Woman & Girls HIV Awareness Day	11 9:00 am Special Populations Workgroup Rm #240	12
	13	14	15 11:00 am Operations Room #240	16	17 11:00 am Joint Meeting and Quality Improvement Room #416 1:00 pm Gaps in Care Wg Room #240	18 9:00 am Coordination of Effort Workgroup Room #416	19
	20 National Native HIV Awareness Day	21	22 12:00 pm Affected Community Room #532	23 SIRR Conference	24 11:00 am Priority & Allocations Room #240	25 Good Friday Office Closed	26
	27	28	29	30	31		

<p>UPDATED: 03/09/16</p> <p>All meetings subject to change. Please call in advance to confirm: 713 572-3724.</p> <p><i>Unless otherwise noted, meetings are held at:</i></p> <p>2223 W. Loop South, Suite 240 Houston, TX 77027</p>	<i>Sun</i>	<i>Mon</i>	<i>Tue</i>	<i>Wed</i>	<i>Thu</i>	<i>Fri</i>	<i>Sat</i>
	<p><i>How to Best Meet the Need (HTBMN) workgroups:</i></p> <p>Workgroup #1: Primary Medical Care; all Case Management, Vision Care</p> <p>Workgroup #2: Mental Health; Oral Health; Substance Abuse Treatment/Counseling; Health Insurance Premium & Co-pay Assistance; Home & Community-based Health Svcs (Adult Day Treatment).; Hospice; Medical Nutritional Therapy (incl. nutritional supplements); Linguistics.</p> <p>Workgroup #3: Early Intervention Services; Legal Assistance; Transportation</p>					1	2
	3	4 3:00 pm Prevention and Early Identification Wg Room #TBD	5	6	7 12 noon Steering Committee Room #240	8	9
	10	11	12	13	14 12 noon Planning Council Room #532 1:30 pm HTBMN Training Room #532 CANCELLED Comp HIV Planning	15	16
	17	18	19 11:00 am Operations	20	21 11:00 am Quality Improvement Room #532	22	23
<div>April</div> <div>2016</div>	24	25 3:00 pm Leadership Team Room # 532	26 10:30 am HTBMN Wg #1 Room #532 1:30 pm HTBMN Wg #2 Room #532	27 SIRR 3:00 pm HTBMN Wg #3 Room #416	28 11:00 am Priority & Allocations Room #240	29	30